

FOUNDERS HALL

WAGERS ROW

THE VICTORIAN

BEACH VILLAGE

SOUTHPOINTE CENTER

SHORE HOUSE

THE CABANAS

THE VIEWS



Map & Capacity Chart

Majestically set on the edge of the Pacific Ocean, The Del offers over 96,000 square feet of breathtaking indoor and outdoor meeting space, including a private white sand beach.

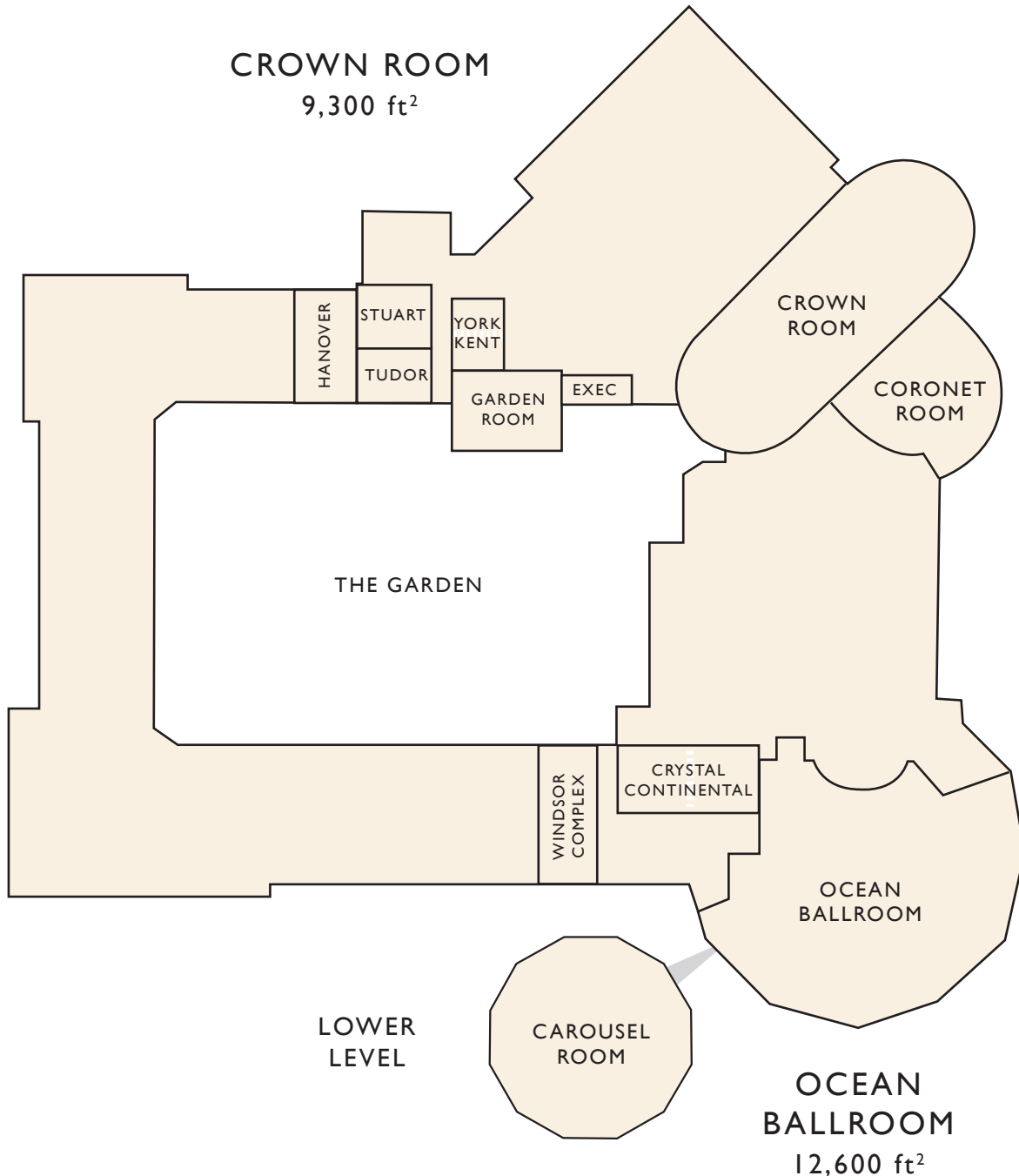


OUTDOOR VENUES

EVENT SPACE	SQUARE FEET	DIMENSIONS (W X L X H)	RECEPTION	BANQUETS 6' OF 10
Main Beach	7,591	200 x 38	200	160
North Beach	70,003	175 x 400	1500	1200
Windsor Lawn	16,956	180 x 120	800	640
Southpointe Lawn	14,040	93 x 160	1000	800
The Garden	10,764	73 x 174	340	272
Vista Terrace	12,648	136 x 93	320	256
Paseo Lawn	6,120	194 x 36	270	216
Founders Lawn	8,000	240 x 93	0	0
Founders Lawn South	2,100	60 x 35	-	-
Legacy Court	334	20 x 18	-	-

THE VICTORIAN

CROWN ROOM
9,300 ft²



MEETING SPACE	SQUARE FEET	DIMENSIONS (W X L X H)	CEILING	CLASSROOM	THEATRE	U-SHAPE	HOLLOW SQUARE	BANQUETS 6' OF 10	
Crown Room	9,300	60 x 155	30'	512	1088	180	104	500	
Coronet Room	3,705	57 x 65	25'6"	90	182	44	56	140	
Ocean Ballroom	12,600	126 x 100	30'1"	528	950	68	72	680	
The Garden	10,764	73 x 174	-	-	-	-	-	340	
Carousal Room	6,241	79 x 79	9'5"	140	300	36	48	300	
Windsor Complex	1,560	26 x 60	8'1"	-	-	8	-	10	
Crystal Room	768	24 x 32	9'3"	40	72	24	30	50	
Continental Room	1,184	37 x 32	9'3"	72	120	32	40	80	
Crystal/Continental	1,952	61 x 32	9'3"	124	200	52	56	120	
Garden Room	1,650	50 x 33	8'6"	96	150	32	40	90	
Hanover Room	1,537	29 x 53	8'4"	60	125	32	36	90	
Stuart Room	952	28 x 34	9'1"	60	80	24	28	60	
Tudor Room	465	15 x 31	7'8"	24	50	20	-	30	
Kent Room	368	16 x 23	8'4"	18	30	16	-	20	
York Room	368	16 x 23	8'4"	18	30	16	-	20	
York/Kent Room	736	32 x 23	8'4"	36	63	30	-	40	
Executive Room	390	31 x 15	10'	Conference 18					

LOWER LEVEL

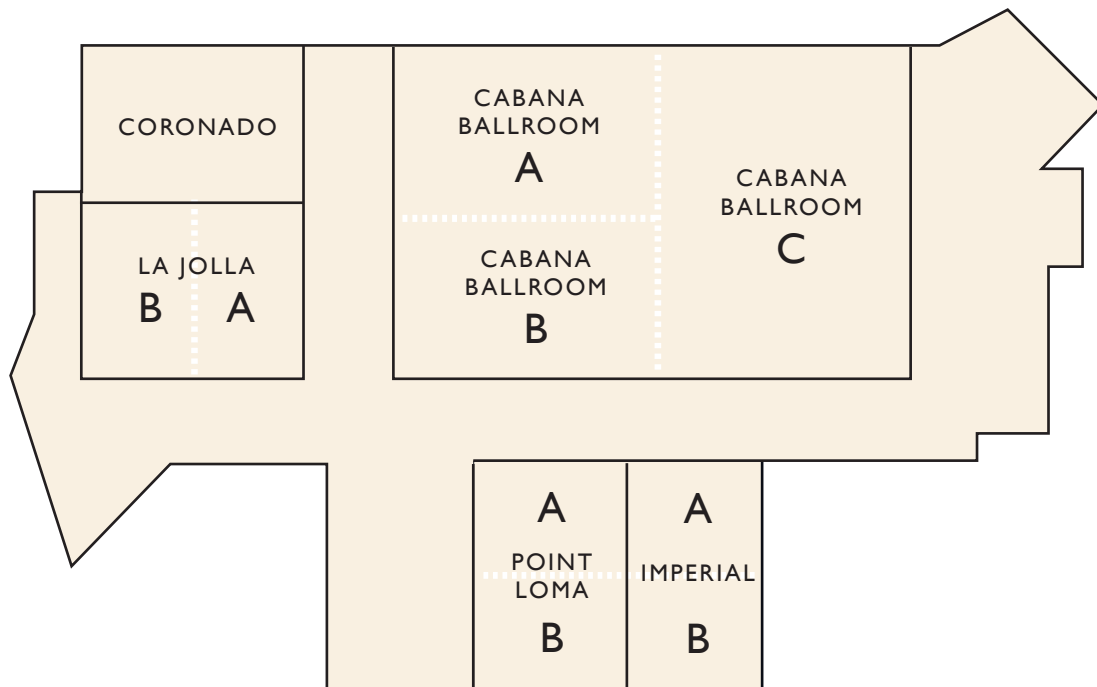
CAROUSEL ROOM

OCEAN BALLROOM
12,600 ft²

THE CABANAS

CABANA BALLROOM

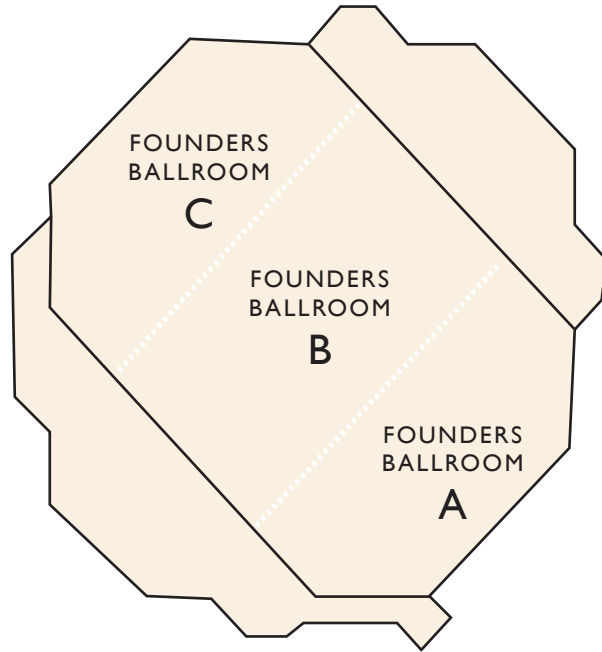
3,872 ft²



MEETING SPACE	SQUARE FEET	DIMENSIONS (W X L X H)	CEILING	CLASSROOM	THEATRE	U-SHAPE	HOLLOW SQUARE	BANQUETS 6' OF 10
Cabana Ballroom	3,872	44 x 88	11'4"	220	380	88	112	220
Cabana Ballroom C	2,156	44 x 49	11'4"	140	220	40	60	120
Cabana Ballroom A	858	22 x 39	11'4"	40	80	24	26	50
Cabana Ballroom B	858	22 x 39	11'4"	40	80	24	26	50
Cabana Ballroom A/B	1,716	44 x 40	11'4"	80	160	48	52	100
Coronado	836	22 x 38	9'10"	44	80	28	32	60
La Jolla A	418	22 x 19	9'11"	26	40	14	18	20
La Jolla B	440	22 x 20	9'11"	26	40	14	18	20
La Jolla A/B	858	22 x 39	9'11"	52	80	28	36	40
Imperial A	361	19 x 19	9'7"	16	30	14	18	20
Imperial B	361	19 x 19	9'7"	16	30	14	18	20
Imperial A/B	722	19 x 38	9'7"	32	60	28	36	40
Point Loma A	475	25 x 19	10'	24	50	20	22	20
Point Loma B	475	25 x 19	10'	24	50	20	22	20
Point Loma A/B	950	25 x 38	10'	48	100	40	44	40

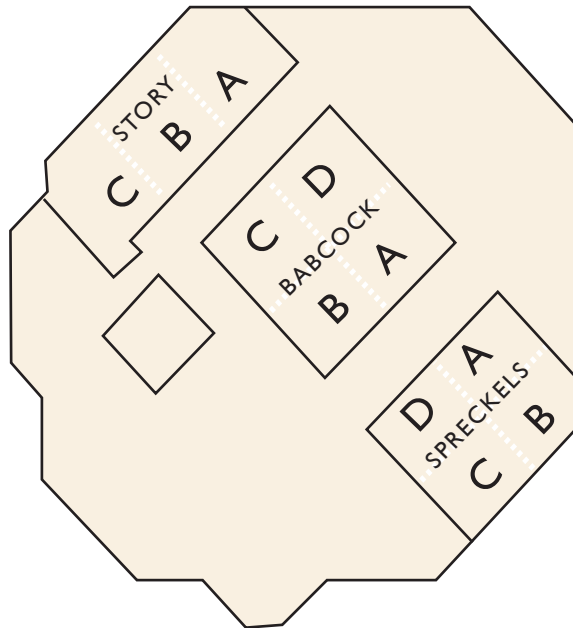
FOUNDERS HALL

UPPER LEVEL



FOUNDERS BALLROOM
11,571 ft²

LOWER LEVEL



MEETING SPACE	SQUARE FEET	DIMENSIONS (W X L X H)	CEILING	CLASSROOM	THEATRE	U-SHAPE	HOLLOW SQUARE	BANQUET 6' ROUNDS OF 10
Founders Hall Foyer	1,100	11 x 100	0	0	0	0	0	0
Founders Ballroom	11,571	133 x 87	22'2"	618	1184	252	282	610
Founders Ballroom A	3,784	44 x 86	22'2"	184	342	88	96	200
Founders Ballroom B	3,828	44 x 87	22'2"	250	500	76	90	210
Founders Ballroom C	3,784	44 x 86	22'2"	184	342	88	96	200
Founders Ballroom A/B	7,656	88 x 87	22'2"	434	842	162	186	410
Founders Ballroom B/C	7,656	88 x 87	22'2"	434	842	162	186	410
Spreckels	1,435	35 x 41	7'5"	68	146	56	72	80
Spreckels A	330	22 x 15	7'5"	16	33	14	18	20
Spreckels B	440	22 x 20	7'5"	20	40	14	18	20
Spreckels C	400	20 x 20	7'5"	16	40	14	18	20
Spreckels D	300	20 x 15	7'5"	16	33	14	18	20
Spreckels A/B	770	22 x 35	7'5"	36	73	28	36	40
Spreckels C/D	700	20 x 35	7'5"	32	73	28	36	40
Babcock	1,680	40 x 42	7'4"	96	140	60	72	80
Babcock A	420	20 x 21	7'4"	24	35	15	18	20
Babcock B	420	20 x 21	7'4"	24	35	15	18	20
Babcock C	420	20 x 21	7'4"	24	35	15	18	20
Babcock D	420	20 x 21	7'4"	24	35	15	18	20
Babcock A/B	840	20 x 42	7'4"	48	70	30	36	40
Babcock C/D	840	20 x 42	7'4"	48	70	30	36	40
Story	1,701	27 x 63	7'8"	88	152	60	72	70
Story A	540	27 x 20	7'8"	24	48	20	24	20
Story B	648	27 x 24	7'8"	40	56	20	24	30
Story C	513	27 x 19	7'8"	24	48	20	24	20
Story A/B	1,188	27 x 44	7'8"	64	104	40	48	50
Story B/C	1,161	27 x 43	7'8"	64	104	40	48	50
Reid Boardroom	263	15 x 18	7'11"					

Conference 10

SOUTHPOINTE CENTER

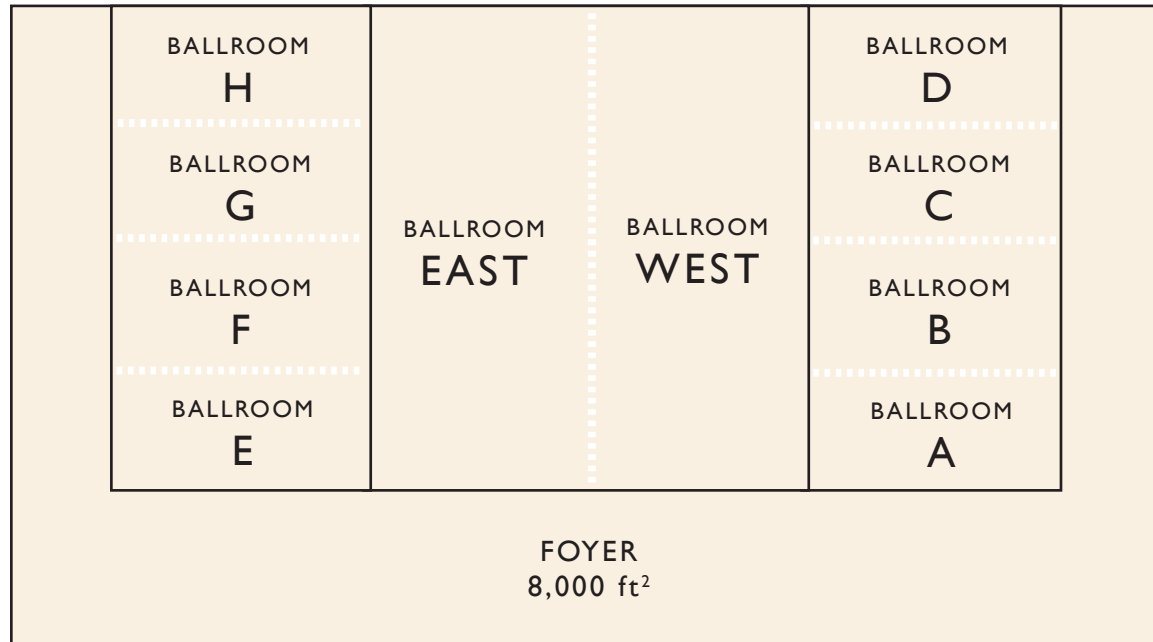
MEZZANINE UPPER LEVEL

2,258 ft²



BALLROOM LOWER LEVEL

15,130 ft²

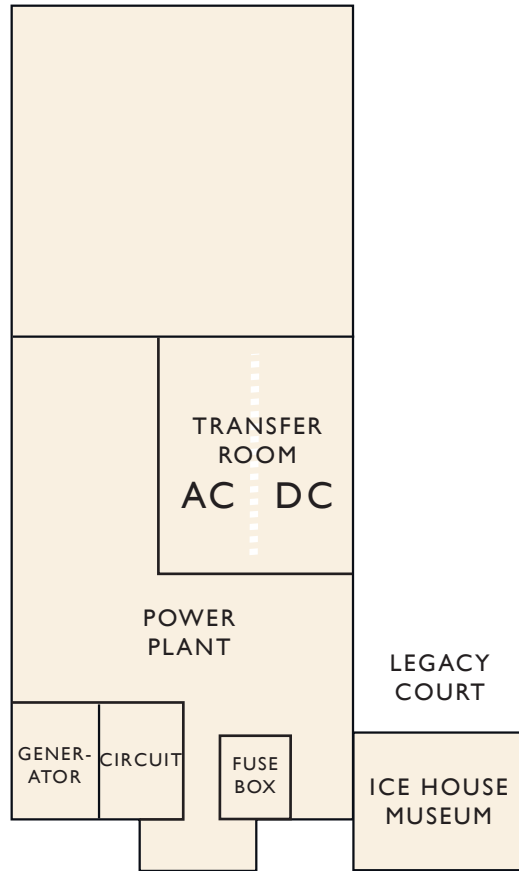


OPENS TO SHORE HOUSE LAWN

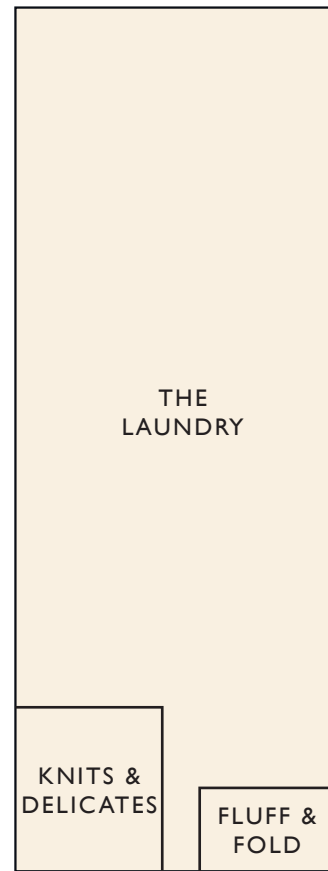
14,880 ft²

MEETING SPACE	SQUARE FEET	DIMENSIONS (W X L X H)	CEILING	CLASSROOM	THEATER	U-SHAPE	HOLLOW SQUARE	BANQUET 6' ROUNDS OF 10
Southpointe Foyer A	2,120	87 x 20	20	—	—	—	—	—
Southpointe Foyer B	2,564	97 x 20	20	—	—	—	—	—
Southpointe Foyer C	1,595	15 x 89	20	—	—	—	—	—
Southpointe Foyer D	1,624	16 x 89	20	—	—	—	—	—
Southpointe Ballroom	15,130	170 x 89	28	808	1548	330	369	798
Southpointe East/West, E-H	11,570	130 x 89	28	618	1184	252	282	610
Southpointe East/West, A-D	10,974	126 x 89	28	586	1123	239	267	579
Southpointe East/West	7,654	86 x 89	28	409	783	167	187	404
Southpointe East, E-H	7,479	87 x 89	28	399	765	163	182	394
Southpointe West, A-D	7,147	83 x 89	28	382	731	156	174	377
Southpointe East	3,827	43 x 89	28	204	392	83	93	202
Southpointe West	3,827	43 x 89	28	204	392	83	93	202
Southpointe E-H	3,652	44 x 83	20	195	374	80	89	193
Southpointe E	836	44 x 19	20	45	86	18	20	44
Southpointe F	968	44 x 22	20	52	99	21	24	51
Southpointe G	924	44 x 21	20	49	95	20	23	49
Southpointe H	924	44 x 21	20	49	95	20	23	49
Southpointe E/F	1,804	44 x 41	20	96	185	39	44	95
Southpointe F/G	1,892	44 x 43	20	101	194	41	46	100
Southpointe G/H	1,848	44 x 42	20	99	189	40	45	97
Southpointe E-G	2,728	44 x 62	20	146	279	59	66	144
Southpointe F-H	2,816	44 x 64	20	150	288	61	69	148
Southpointe A-D	3,320	40 x 83	20	177	340	72	81	175
Southpointe A	760	40 x 19	20	41	78	17	19	40
Southpointe B	880	40 x 22	20	47	90	19	21	46
Southpointe C	840	40 x 21	20	45	86	18	20	44
Southpointe D	840	40 x 21	20	45	86	18	20	44
Southpointe A/B	1,640	40 x 41	20	88	168	36	40	86
Southpointe B/C	1,720	40 x 43	20	92	176	37	42	91
Southpointe C/D	1,680	40 x 42	20	90	172	37	41	89
Southpointe A-C	2,480	40 x 62	20	132	254	54	60	131
Southpointe B-D	2,560	40 x 64	20	137	262	56	62	135
Mezzanine	2,660	95 x 28	9	142	272	58	65	140
Mezzanine 1	952	34 x 28	9	51	97	21	23	50
Mezzanine 2	896	32 x 28	9	48	92	20	22	47
Mezzanine 3	812	29 x 28	9	44	83	18	20	43
Mezzanine 1/2	1,848	66 x 28	9	99	189	40	45	97
Mezzanine 2/3	1,708	61 x 28	9	91	175	37	42	90

WAGERS ROW



POWER PLANT



THE LAUNDRY

MEETING SPACE	SQUARE FEET	DIMENSIONS (W X L X H)	CEILING	CLASSROOM	THEATRE	CONFERENCE	HOLLOW SQUARE	BANQUETS 6' OF 10
The Laundry	4,917	151 x 51	11'10"	-	-	-	-	-
Fluff & Fold	204	11 x 17	11'10"	-	-	-	-	-
Knits & Delicates	419	22 x 17	11'10"	-	-	-	-	-
Power Plant	1,688	84 x 62	9'8"	-	-	-	-	-
Transfer Room	972	31 x 33	9'8"	22	60	30	-	-
Transfer Room AC	478	15 x 33	9'8"	10	26	15	-	-
Transfer Room DC	494	16 x 33	9'8"	10	34	15	-	-
Generator Room	328	14 x 25	9'8"	-	-	12	-	-
Circuit Room	508	12 x 25	8'10"	-	-	12	-	-
Fuse Box	175	11 x 25	8'10"	-	-	8	-	-
Ice House Museum	835	32 x 28	12'	-	-	-	-	-
Legacy Court	334	20 x 19	-	-	-	-	-	-